



# THE ZINE

December  
2020

WPL'S TEEN  
MANGA  
AND ANIME  
CLUB

VOLUME 16





Inktober  
Day 5: Blade



Inktober  
Day 18: Trap



# WELCOME TO THE ZINE!



*Welcome! We, the Teen Manga and Anime Club of WPL, have created this Zine for us and for you, our faithful readers! This is the sixteenth volume, and we hope that you will consider joining our club and contributing your own art, reviews, awesomeness, and love of manga and anime!*

Suggestions? Comments? Leave a comment on the WPL Teen Instagram page!

@wplteenzone




*Thank you and enjoy!*

~WPL Teen Manga and Anime Club



# Crossword

Can you complete the crossword? All of the answers are the names of games or characters from the Nintendo Switch. The answers can be found on page 7.



## ACROSS

4. The Legend of Zelda: \_\_\_\_\_ of the Wild
6. Road Colorful course in Mario Kart
10. Mario's Nemesis
11. Green-capped brother
12. Cooking game
13. Stardew \_\_\_\_\_
14. Super Smash Bros.: \_\_\_\_\_

## DOWN

1. Inklings and Octolings game
2. Fire \_\_\_\_; Three Houses
3. Green Dinosaur
5. Animal Crossing: New \_\_\_\_
7. New Paper Mario game
8. Untitled \_\_\_\_\_ Game
9. Color of the 1-Up Mushroom



# The Zine Word Scramble

**HINT:** All of the words below are the names of video games.  
The answers are on page 7.

1. L M A A N I S G N S I R C O

-----

2. P P E A R O M R I A

-----

3. M K N G I O D S R T E A H

-----

4. N M E A F C R T I


-----

5. M O G A N S U

-----

6. T T N E I O F R

-----



# JAPANESE DESSERT WORD SEARCH



## WORD BANK




Anmitsu  
Anpan  
Castella  
Chinsuko  
CoffeeJelly

Crepe  
Daifuku  
Dango  
Dorayaki  
Imagawayaki

Kasutera  
Manju  
Melonpan  
Mochi  
Monaka

Okoshi  
Pocky  
Purin  
Wagashi  
Zenzai

I	T	F	O	D	I	Q	A	X	P	X	P	D	P	A
H	H	T	B	H	O	N	M	N	D	M	U	L	O	K
P	F	S	S	K	M	R	O	X	D	V	R	F	G	A
L	O	O	A	I	A	K	U	K	U	F	I	A	D	N
I	K	C	T	G	U	S	D	N	A	V	N	R	M	O
O	K	S	K	S	A	Z	U	Z	L	V	N	A	E	M
F	U	A	N	Y	E	W	P	T	L	Q	C	S	L	S
L	L	I	Y	Y	L	L	E	J	E	E	F	F	O	C
Q	H	M	Q	A	P	H	I	B	T	R	S	Z	N	R
C	M	B	S	J	W	M	A	B	S	A	A	R	P	E
U	D	O	R	A	Y	A	K	I	A	U	N	T	A	P
Z	E	N	Z	A	I	J	G	P	C	P	J	P	N	E
O	G	N	A	D	N	M	F	A	E	W	S	N	A	D
Z	M	O	C	H	I	G	J	W	M	N	G	O	A	N
W	E	W	E	Z	I	B	A	E	R	I	Q	R	N	M




## Who We Have Cosplayed As

- Wasp
- Princess Zelda
- Ant Man
- Captain Britton
- Ghost
- Mantis
- Sally Face
- Tohru
- Deku
- Dazzler



## Who We Want to Cosplay

- Luna Snow
- Deku
- Ocheku
- LoTR character
- Sugariki
- Edward Elric
- Zach and Rachel (Angels of Death)
- Kyo
- Yuki
- Kitty Pryde
- Zelda from Twilight Princess
- Happy Mask Salesman from Twilight Princess







## Old Games We Love

Super Mario Sunshine

Kirby Air Ride

Mario Kart 64

Ocarina of Time

Spyro

Twilight Princess

Super Mario World

Super Mario 64

## Studio Ghibli Movies We Love

Spirited Away

Ponyo

A Whisker Away


My Neighbor Totoro

Castle in the Sky

Kiki's Delivery Service

Princess Mononoke

Howl's Moving Castle



# RECIPE

## MOCHI

### Ingredients

- 1 Cup sweetened red bean paste
- 1 Cup sweet rice flour (mochiko)
- 1 Teaspoon green tea powder (matcha)
- 1 Cup water
- 1/4 Cup white sugar
- 1/2 Cup cornstarch (for rolling out the dough)



Photo and Recipe Source:  
allrecipes.com

### Instructions

1. Wrap red bean paste in aluminum foil and place in the freezer for at least 3 hours. Mix sweet rice flour and green tea powder thoroughly in a microwave-safe glass or ceramic bowl. Stir in water, then sugar. Mix until smooth. Cover bowl with plastic wrap.
2. Cook the rice flour mixture in the microwave for 3 minutes and 30 seconds. Meanwhile, remove red bean paste from the freezer and divide paste into 8 equal balls. Set aside. Stir rice flour mixture and heat for another 15 to 30 seconds.
3. Dust work surface with cornstarch. While the mochi is still hot from the microwave, begin rolling balls the size of about 2 tablespoons. Flatten the mochi ball and place 1 frozen red bean paste ball in the center. Pinch the mochi over the red bean paste until the paste is completely covered. Sprinkle with additional cornstarch and place mochi seam side down in a paper muffin liner to prevent sticking. Repeat until all ingredients are used.

### Crossword Puzzle Answer Key From Page 2

#### ACROSS

4. Breath
6. Rainbow
10. Bowser
11. Luigi
12. Overcooked
13. Valley
14. Ultimate




#### DOWN

1. Splatoon
2. Emblem
3. Yoshi
5. Horizons
7. Origami King
8. Goose
9. Green

### The Zine Word Scramble Answer Key From Page 3

- |                    |              |
|--------------------|--------------|
| 1. ANIMAL CROSSING | 4. MINECRAFT |
| 2. PAPER MARIO     | 5. AMONG US  |
| 3. KINGDOM HEARTS  | 6. FORTNITE  |








# DESTRESS & DOODLE

## CIRCLE DOODLES

Use these circles as a starting point to create your own doodles!





Ellistrations









# THANK YOU


**A GIANT THANK YOU TO THE TEEN MANGA AND ANIME CLUB OF WPL!  
THE ZINE WOULD NOT BE POSSIBLE WITHOUT ALL OF YOUR HARD WORK,  
DEDICATION, AND LOVE OF MANGA AND ANIME.**

**TO OUR DEAR READERS, THANK YOU FOR READING OUR ZINE! PLEASE  
LEAVE US ANY COMMENTS/SUGGESTIONS ON OUR TEEN INSTAGRAM  
PAGE: @WPLTEENZONE**

**NEW TEEN MEMBERS ARE ALWAYS WELCOME TO JOIN OUR CLUB!**

**WE HOPE YOU HAVE ENJOYED OUR SIXTEENTH ISSUE OF THE ZINE!**

**- CARLEY**



12



# CONTRIBUTORS

***THE FOLLOWING TEENS HELPED IN THE CREATION  
OF THE ZINE VOLUME SIXTEEN***

**ASHER**

**CAITI**

**CLARE**

**CORDELIA**

**CORI**

**EVAN**

**GRETA**

**KATIE**


**MADELYNN**

**MORGAN**

**NATALIE**

**SOPHIA**

**SYDNEY**




# THE ZINE

TEEN MANGA AND ANIME CLUB  
WAUKESHA PUBLIC LIBRARY

© 2013

***FOR FREE DISTRIBUTION  
DO NOT SELL***



**Waukesha Public Library**  
321 Wisconsin Ave. Waukesha, WI 53186  
[waukeshapubliclibrary.org](http://waukeshapubliclibrary.org)  
Instagram: @wplteenzone  
(262) 524-3682

